

**Byron-Bergen Central School District
Instructional Pacing Guide
May 4th -May 15th**

*** Please follow the chart for two weeks***



Grade Level/ Courses: Reading 1st and 2nd Grade

Kelly Stephen





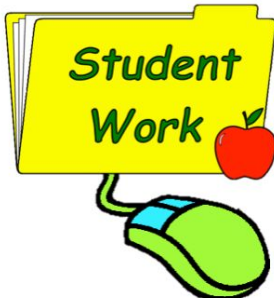
Please have your child log into Seesaw to view specific directions and videos.

My daily goals for my students have been and will continue to be:

- 1. Read at least 1 leveled book (from the ten I sent home) or (Literacy Footprints-their bookshelf)**
- 2. Write in their journal, using one of the writing prompts I posted on Seesaw (May)**

Assigned: Log into Literacy Footprints website: [Literacy Footprints](#)

1. Enter your login and password.
2. Check the box, Remember Me.
3. Click submit.

Monday	Tuesday	Wednesday	Thursday	Friday
<p>Log into Literacy Footprints website: https://www.literacyfootprints.com/digital/login</p> <ol style="list-style-type: none"> 1. Click Assigned Books in your Reader's Dashboard. 2. Click on the book pictured. You will read this same book all week. 3. Click the black arrow on the left side of the screen. 4. Click the Book Introduction arrow. Watch the book introduction video. Read the book by clicking the pages and turning them. 	<p>Log into Literacy Footprints website: https://www.literacyfootprints.com/digital/login</p> <ol style="list-style-type: none"> 1. Go to your Assigned Books. 2. Click on the same book as yesterday. 3. Click the black arrow on the left side of the screen. 4. Click the Word Study arrow: Watch the word study lesson and work along with the video with whatever materials you have available at home. 5. Read the book again to practice fluency and word work. 	<p>Log into Literacy Footprints website: https://www.literacyfootprints.com/digital/login</p> <ol style="list-style-type: none"> 1. Go to your Assigned Books. 2. Click on the same book as yesterday. 3. Read the book again to practice fluency. 4. After you finish the book, click the check mark above Mark Read to show you read your book. 5. Click the heart if you really liked the book! <p>Record Your Reading (Seesaw)</p> <ol style="list-style-type: none"> 1. Tap add response 2. Tap microphone 3. Introduce your book this week and record yourself reading 4. Tap checkmark to add your work to your journal 	<p>Log into Literacy Footprints website: https://www.literacyfootprints.com/digital/login</p> <ol style="list-style-type: none"> 1. Go to your Assigned Books. 2. Click on the same book as yesterday. 3. Click the black arrow on the left side of the screen. 4. Grab your writing journal <p>Click the Guided Writing arrow. Watch the guided writing lesson and work along with the video. Work on your writing piece.</p> <p>Journal Sharing (Seesaw)</p> <ol style="list-style-type: none"> 1. Tap add response 2. Tap your name. 3. Tap camera and take a picture of your writing. 4. Tap microphone and read your writing. 5. Tap checkmark when you're done. 	<p>Log into Literacy Footprints website: https://www.literacyfootprints.com/digital/login</p> <ol style="list-style-type: none"> 1. Go to your Assigned Books. 2. Click on the same book as yesterday. 3. Read the book again to practice fluency or finish your writing piece from yesterday. <p>All work due:</p> <ol style="list-style-type: none"> 1. Record Your Reading 2. Journal Sharing <p>This can be done by Seesaw or email me: kstephen@bbschools.org</p> 

--	--	--	--	--